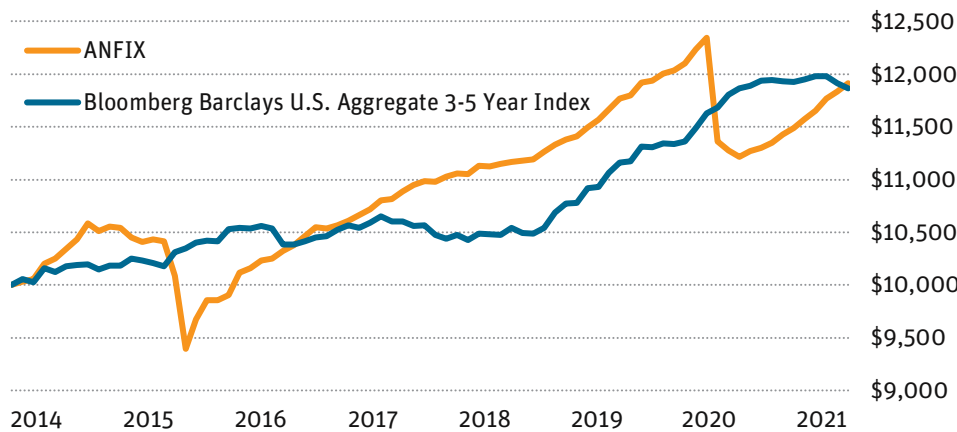


# Angel Oak Financials Income Fund

The Fund pursues current income and total return while considering social impact in its investment strategy. The Fund seeks to offer investors an attractive yield for investment-grade risk with low correlation to the broader fixed-income market. Specifically, the Fund will invest in the following:

- Financial institutions including banks, insurance companies, REITs, BDCs and other financial services companies
- Senior debt, subordinated debt, trust preferred, preferred and common equity securities in the above highlighted financial sub-sectors
- Financial institutions that have been designated as Responsible Financial Institutions (RFIs) exhibiting strong alignment with environmental, social and governance (ESG) factors

## GROWTH OF \$10,000 SINCE INCEPTION (AS OF 3/31/21)



This chart illustrates the performance of a hypothetical \$10,000 investment made in Angel Oak Financials Income Fund (ANFIX) I Class. The inception date of the Angel Oak Financials Income Fund I Class (ANFIX) was 11/3/14. It assumes reinvestment of capital gains and dividends. This chart is not intended to imply any future performance.

TOTAL RETURNS (AS OF 3/31/21)	1Q21	YTD	1 YEAR	Annualized		
				3 YEAR	5 YEAR	INCEPTION <sup>1</sup>
Class I	2.27%	2.27%	4.90%	2.52%	4.26%	2.77%
Class A at NAV	2.32%	2.32%	4.62%	2.27%	3.98%	2.52%
Class A at MOP <sup>2</sup>	0.03%	0.03%	2.30%	1.49%	3.51%	2.16%
BBgBarc U.S. Agg 3-5 Yr Idx	-0.95%	-0.95%	1.54%	4.24%	2.66%	2.70%
BBgBarc U.S. Agg Bond Idx	-3.37%	-3.37%	0.71%	4.65%	3.10%	3.12%

ANNUAL RETURNS	2020	2019	2018	2017	2016	2015
Class I	-3.75%	6.84%	3.11%	5.88%	-0.34%	3.55%
Class A at NAV	-4.10%	6.45%	2.87%	5.70%	-0.57%	3.34%
BBgBarc U.S. Agg 3-5 Yr Idx	5.40%	6.33%	1.14%	1.75%	2.01%	1.57%
BBgBarc U.S. Agg Bond Idx	7.51%	8.72%	0.01%	3.54%	2.65%	0.55%

<sup>1</sup>The inception date of both the Angel Oak Financials Income Fund A and I Class (ANFLX and ANFIX) was 11/3/14. <sup>2</sup>Maximum Offering Price takes into account the 2.25% maximum initial sales charge. <sup>3</sup>Bloomberg Barclays U.S. Aggregate 3-5 Year Index. <sup>4</sup>Correlation to Index is daily as of 3/31/21. See reverse for definition.

Performance quoted is past performance and is no guarantee of future results. The investment return and principal value of an investment will fluctuate so that an investor's shares, when redeemed, may be worth more or less than their original cost. Current performance may be lower or higher than the performance data shown. Current performance for the most recent month-end can be obtained by calling 855-751-4324 or by visiting [www.angeloakcapital.com](http://www.angeloakcapital.com).

\*Gross expense ratios are reported as of the 5/31/20 prospectus. The net expense ratios are reported as of the 1/31/21 Annual Report and are referenced in the 5/31/20 prospectus. The Adviser has contractually agreed to waive fees through 5/31/22.

## SHARE CLASSES

	CUSIP	Ticker
A Shares	03463K109	ANFLX
I Shares	03463K208	ANFIX
C Shares	03463K604	AFLCX

## FUND INFORMATION

	A Shares	I Shares
Gross Exp Ratio*	1.35%	1.10%
Net Exp Ratio*	0.94%	0.69%
Distribution Yield	3.53%	3.78%
SEC Yield subsidized	3.47%	3.80%
SEC Yield unsubsidized	3.04%	3.36%

Represents 30-Day SEC yields

## FUND CHARACTERISTICS

Fund Assets (All Classes)	\$150.4 Million
Number of Securities	94
Distribution	Monthly
Effective Duration	2.6
Average Price (Portfolio)	\$101.3

## FUND STATISTICS

(Since Inception)	Fund <sup>†</sup>	Index <sup>3</sup>
Std. Deviation	3.9	2.4
Sharpe Ratio	0.7	1.1
Correlation to Index <sup>4</sup>	0.2	1.0
Positive Months (%)	80.3	63.2
Negative Months (%)	19.7	36.8

<sup>†</sup>ANFIX

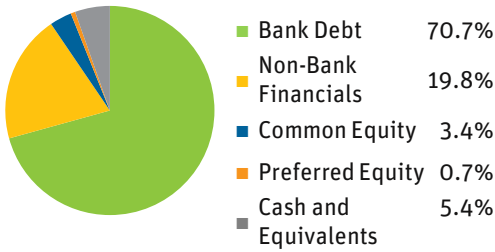
→ Learn more: [angeloakcapital.com](http://angeloakcapital.com)



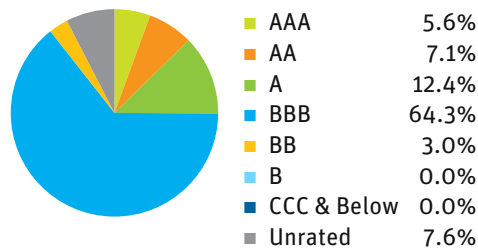
**Angel Oak**

FUNDS

**SECTOR BREAKDOWN**



**CREDIT QUALITY\***



Fund holdings and sector allocations are subject to change and are not recommendations to buy or sell any security. Totals may not equal 100% due to rounding.  
 \*Unrated consists of corporate bonds that do not have ratings. Ratings determined by S&P and Moody's.

**BDC:** Business Development Company.

**30-Day SEC Yield:** The SEC yield is an annualized yield based on the most recent 30-day period. Subsidized yields reflect fee waivers in effect. Without such waivers, yields would be reduced. Unsubsidized yields do not reflect fee waivers in effect.

**Bloomberg Barclays U.S. Aggregate Bond Index:** An unmanaged index that measures the performance of the investment-grade universe of bonds issued in the United States. The index includes institutionally traded U.S. Treasury, government sponsored, mortgage and corporate securities.

**Bloomberg Barclays U.S. Aggregate 3-5 Year Index:** An index that tracks bonds with 3-5 year maturities within the Bloomberg Barclays U.S. Aggregate Bond Index.

**Correlation:** A statistical measure of how two securities move in relation to another. Index used for comparison is the Bloomberg Barclays U.S. Aggregate 3-5 Year Index.

**Distribution Yield:** The distribution yield is calculated by annualizing actual dividends distributed for the monthly period ended on the date shown and dividing by the net asset value on the last business day for the same period. The yield does not include long-or short-term capital gains distributions or the return of capital.

**Effective Duration:** Measures a portfolio's sensitivity to changes in interest rates. Generally, the longer the effective duration, the greater the price change relative to interest rate movements.

**Responsible Financial Institution (RFI):** A designation developed by Angel Oak Capital Advisors to indicate financial institutions with an objectively measurable commitment to environmental sustainability, social responsibility and strong corporate governance.

**Sharpe Ratio:** A statistical measure that uses standard deviation and excess return to determine reward per unit of risk. A higher Sharpe ratio implies a better historical risk-adjusted performance. The Sharpe ratio has been calculated since inception using the 3-month Treasury bill for the risk-free rate of return.

**Standard Deviation:** A statistical measure of portfolio risk used to measure variability of total return around an average, over a specified period of time. The greater the standard deviation over the period, the wider the variability or range of returns and hence, the greater the fund's volatility—calculated since inception.

**It is not possible to invest directly in an index.**

*Must be preceded or accompanied by a prospectus. To obtain an electronic copy of the prospectus, please visit [www.angeloakcapital.com](http://www.angeloakcapital.com).*

**Past performance is no guarantee of future results.**

Mutual fund investing involves risk; principal loss is possible. Investments in debt securities typically decrease when interest rates rise. This risk is usually greater for longer-term debt securities. Investments in lower-rated and nonrated securities present a greater risk of loss to principal and interest than higher-rated securities do. Investments in asset-backed and mortgage-backed securities include additional risks that investors should be aware of, including credit risk, prepayment risk, possible illiquidity, and default, as well as increased susceptibility to adverse economic developments. Derivatives involve risks different from—and in certain cases, greater than—the risks presented by more traditional investments. Derivatives may involve certain costs and risks such as illiquidity, interest rate, market, credit, management, and the risk that a position could not be closed when most advantageous. Investing in derivatives could lead to losses that are greater than the amount invested. The Fund may make short sales of securities, which involves the risk that losses may exceed the original amount invested. The Fund may use leverage, which may exaggerate the effect of any increase or decrease in the value of securities in the Fund's portfolio or the Fund's net asset value, and therefore may increase the volatility of the Fund. Investments in foreign securities involve greater volatility and political, economic, and currency risks and differences in accounting methods. These risks are increased for emerging markets. Investments in fixed-income instruments typically decrease in value when interest rates rise. The Fund will incur higher and duplicative costs when it invests in mutual funds, ETFs, and other investment companies. There is also the risk that the Fund may suffer losses due to the investment practices of the underlying funds. For more information on these risks and other risks of the Fund, please see the Prospectus.

The Angel Oak Funds are distributed by Quasar Distributors, LLC.

© 2021 Angel Oak Capital Advisors, which is the adviser to the Angel Oak Funds.

**FIRM OVERVIEW**

- Established in 2009
- Approximately \$11.6 billion in assets as of 3/31/21
- Oversees investments in U.S. mutual funds, separate accounts and private investment partnerships

**PORTFOLIO MANAGEMENT TEAM**

**Sreeni Prabhu**

Co-CEO, Group CIO  
 Investment experience since 1998

**Navid Abghari**

Portfolio Manager  
 Investment experience since 2005

**Johannes Palsson**

Portfolio Manager  
 Investment experience since 1997

**Cheryl Pate, CFA®**

Portfolio Manager  
 Investment experience since 2006

**Kevin Parks**

Portfolio Manager  
 Investment experience since 2009

**MUTUAL FUND SALES**

888.685.2915  
[info@angeloakcapital.com](mailto:info@angeloakcapital.com)